knowbe4

2026 Cybersecurity Awareness Month

Customer Resource Kit Strategy Dossier

CONFIDENTIAL

CONFIDENTIAL TOP SECRET CONFIDENTIAL

WEEK 1

WEEK 2

WEEK 3

WEEK 4

MISSION BRIEF:

2026 Cybersecurity Awareness Month

Your mission, should you choose to accept it: Equip your team with the intel they need to stay ahead of global threat actors.

Make full use of this year's load-out of cybersecurity tools, equipment and specialists as part of an elite team known as "the Workforce Risk Division." As a member of the WRD, you'll help your users embark on four week-long missions each focusing on a specific cyber threat.

Transforming your workforce into a frontline defense force just got a lot easier. We've done the heavy lifting with a collection of resources.

This campaign-in-a-box for Cybersecurity Awareness Month casts your employees as "Secret Agents" in the campaign against cybercrime. In addition to training modules and supporting posters and documents, we've included four "Specialist" Character Cards that personify the skills needed to navigate today's threat landscape. You'll also find four pre-built table-top exercise scenarios designed to be run in person or virtually to help your team build resilience against threats to come.

Your Equipment

Our kit web page gives you:

FOR YOUR EYES ONLY

For Your Eyes Only

- **Webinar:** How to Secure AI Adoption in Your Organization
- **Whitepaper:** Securing The Hybrid Workforce: Protecting Humans and AI Agents in a New Era
- **Four topic-based tabletop exercise** scenario documents
- **Web-based Security Awareness Weekly Planner**, which organizes all the user-facing assets below into weekly planned themes for use throughout October available here:

WEEKLY PLANNER

- Select support documentation from the KnowBe4 Knowledge Base
- A selection of new simulated phishing email templates and landing pages
  Phishing Templates
  - **Microsoft:** Upgrade to the New Microsoft Office
  - **OpenAI:** You have been invited to a ChatGPT Team
  - **IT:** New Password Request
  - **IT:** Incident Today

  Landing Pages
  - **Browser Language Detecting:** Workforce Risk Division Escape Room
  - **Browser Language Detecting:** Workforce Risk Division Case Files

For Your Agents

Access all courses and content in your KnowBe4 console:

- **Six interactive training or video modules**
  - Scam Alert: Secure Your Email (Available in 35 languages)
  - Deepfakes, Scams and Disinformation (Available in 34 languages)
  - Protecting Intellectual Property (Available in 12 languages)
  - Double Trouble Trivia: Password Security Game (Available in 35 languages)
  - Reporting Incidents Immediately (Available in 37 languages)
  - Pursuit of Privacy Game (Available in 13 languages)
- **Four Workforce Risk Division Specialist character cards/posters**
- **Eight posters and/or informational documents perfect for reminders on key concepts**

Workforce Risk Division 101

For WRD agents, the constant struggle against bad actors is hard enough, so we've tried to make enlisting new agents as easy as possible. To start, each piece of content is aligned with a general theme for each of the four full weeks in October. Each week, consider sharing one or more of these content types:

- **Video or interactive training module**
- **Poster/Info document**
- **WRD Specialist character card**
- **Tabletop exercise document**

We'll walk you through each week's theme in more detail later in the dossier, but here's the summary:

- **Week 1:** Phishing and Social Engineering
- **Week 2:** AI Safety and Deepfakes
- **Week 3:** Data Security and Passwords
- **Week 4:** Incident Reporting

For help visualizing how it all fits together, check out our **Security Awareness Planner**, available here:

WEEKLY PLANNER

WRD Specialist Profiles

The missions are set; now it's time to meet the specialists. Brief your users on the four sets of skills they'll need for the cyber-ops across Cybersecurity Awareness Month with these four specialist profiles. Each has a piece of what it takes to tackle the month's missions. The rest is up to your users.

Download our specialist cards here:

SPECIALIST CARDS

PHISHING/SOCIAL ENGINEERING

GHOST

MOTTO:
TRUST,
BUT VERIFY...
THEN
VERIFY AGAIN

ROLE: COUNTER-INTELLIGENCE SPECIALIST

SPECIALTY: SPOTTING PRETEXTING AND SOPHISTICATED SOCIAL ENGINEERING

ADVICE: IF AN EMAIL CREATES A FALSE SENSE OF URGENCY, IT'S PROBABLY A TRAP

AI THREATS/SAFETY

GADGET



MOTTO:
KEEP YOUR
TOOLS SHARP
AND YOUR MIND
SHARPER

ROLE: TECH SPECIALIST

SPECIALTY: AI SAFETY AND DEEPFAKE DETECTION

ADVICE: USE A CODE WORD WITH FAMILY OR COLLEAGUES TO VERIFY IDENTITY DURING SUSPICIOUS "URGENT" CALLS

DATA SECURITY AND PASSWORDS

LOCK N KEY

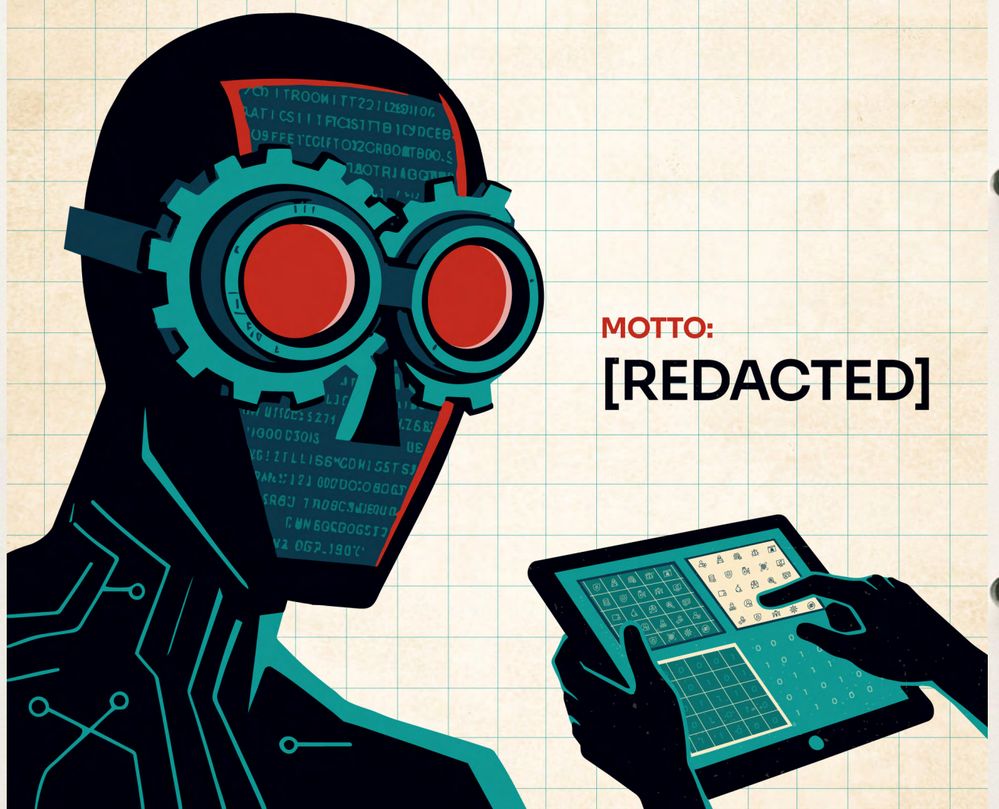

MOTTO:

[REDACTED]

ROLE: CRYPTOGRAPHER

SPECIALTY: PASSKEYS, MFA AND ENCRYPTION

ADVICE: YOUR PASSWORD SHOULDN'T BE A WORD; IT SHOULD BE A STORY ONLY YOU KNOW

INCIDENT REPORTING

SCOUT

MOTTO:

IF IT WALKS LIKE A
DATA BREACH
AND TALKS LIKE A
DATA BREACH;
YOU BETTER TELL SOMEONE

ROLE: FIELD OPERATIVE

SPECIALTY: INCIDENT REPORTING AND PHYSICAL SECURITY

ADVICE: IF YOU SEE SOMETHING, SAY SOMETHING

Bringing Everyone to the Table

Available in your console, we've provided four comprehensive lesson plans to help guide your team through tabletop exercises simulating security crises.

Your people will learn established incident response procedures, cross-functional communication and adaptability during security incidents through practical exercises and structured debriefing sessions.

Here are some field-ready suggestions to make the most out of tabletop exercise assets:

1. Manager's Mission-in-a-Box:
Share these assets with department heads with a *Director's Briefing* note. Suggest they pick a topic most relevant to their department and run a 30-minute *Rapid Response* version during an existing weekly sync meeting.

2. The Remote-First Hack Attack:
For a majority remote workforce, use the *Scenario Card* sections of the tabletop assets as poll questions during regular all-hands video conference meetings in October as quick pop quizzes. Discuss the previous week's results on the next week's meeting to see how your people fared.

3. The Instant-Message *Choose Your Own Adventure*:
Pick a day of the week and drop one *Scenario Card* into your infosec or security awareness channel on your internal messaging app of choice. The first agent to "Report the Incident" correctly, explaining why it's an issue and what could be done about it, in the thread could win a themed prize or other incentive as your organization allows.

Advice from the WRD Experts: Campaign Strategies

The team of behind-the-scenes scientists and researchers at the WDR may not get out much, but they know their stuff. The minds behind all these assets have seen the following core campaign strategies work for organizations of all sizes:

Think Like a Handler, Deploy Like a Field Agent
Your objective is changing risky behavior, not just information transfer. Consider how world-class intelligence agencies build "deep cover" narratives; they use multiple touchpoints to reinforce a single truth. That's why we've authorized enough assets for a multi-channel "surround sound" approach. By deploying different media (videos, games, and briefings) throughout the week, you're conditioning their security reflexes through regular engagement. This is how you turn passive employees into a hardened last line of defense.

Recruit Assets from Every Sector
No intelligence operation succeeds in a vacuum. To build a truly resilient security culture, you must recruit allies from beyond the IT perimeter. Use October to activate "Sleepers" in HR, Legal and Marketing. Show them that they have a high-stakes role in the WRD. When security messaging comes from a trusted peer in their own department rather than just "the IT guy," the intelligence is much more likely to be integrated.

Prioritize Mission-Critical Intel
Don't compromise your agents by providing too much "mission critical" intel. If you dump too much data at once, they could burn out and start clicking through briefings just to clear their queue. Instead, identify the two or three most critical vulnerabilities in your organization and focus your fire there. Our weekly mission themes—Phishing, AI Safety, Passwords and Reporting—are designed to build a well-rounded agent. Focus on the mission at hand, secure the objective and save the deep-dive intel for future operations.

Initiating the Missions in Your KnowBe4 Console

Using the KnowBe4 console, you can add all these modules to one campaign or individual campaigns depending on your preference to make the training required or optional for your users. For more information about how to use Cybersecurity Awareness Month security awareness training content, check out our Cybersecurity Awareness Month article on the knowledge base:

READ ARTICLE

With the **Optional Learning** feature, you can allow your users to self-select which courses to take. Find out more about this process in this Knowledge Base article:

READ ARTICLE

When you log in and go to the ModStore home page, look for the Cybersecurity Awareness Month content in the "Featured Content" section. We also created a special Cybersecurity Awareness Month Topic under the Popular Topics search filter. You'll see all the content bundled together to make it easy to choose available content and add to your campaign.

Mission by Mission Breakdown

Below you'll find content broken out by week with suggested content to feature plus associated email text.

By now you'll hopefully have some ideas or strategies in mind for how you want to tackle the month. No matter how you build out your campaign, we suggest an introductory email sent out October 1, or even the last week of September.

Here's some sample copy:

Suggested Subject Line:
[MISSION START] Your Induction into the Workforce Risk Division

2026 CYBERSECURITY AWARENESS MONTH | **MISSION START**

knowbe4

Workforce Risk Division: Initiation Briefing

CONFIDENTIAL TOP SECRET CONFIDENTIAL

Good morning agents,

In the high-stakes world of global cyber-espionage, you are the primary target—and our strongest line of defense.

Only the most vigilant and well-trained operatives can withstand the surge of AI deepfakes, sophisticated social engineering and the digital shadow-war lurking behind every corner of our network.

The field is dangerous, and you shouldn't operate in a vacuum. Fortunately, we've authorized a series of intel sessions to ensure you're prepared for the mission ahead.

THE MISSION:

This October, we are recognizing Cybersecurity Awareness Month by inducting every member of our team into the Workforce Risk Division (WRD). Throughout the month, you will be briefed by four specialists—each representing a critical pillar of our security culture.

Prepare for a four-week deployment where every mission represents a new layer of intelligence to master.

Keep your wits about you this month for **[Insert planned activities or themes here. Use the ideas in this User Guide for inspiration!]**

Be on the lookout for an email with instructions on how to access this content from our learning console.

If you have any questions, contact **[insert contact person]**.

Your First Briefing Drops Monday. Stand by Agent, and good luck.

WEEK 1

Phishing And Social Engineering

The most sophisticated spies don't break in; they talk their way in. This week focuses on the subtle red flags of social engineering that technical filters might miss and how to spot them.

Here's a summary of the assets for this week:

Mobile-First Module: Scam Alert: Secure Your Email

In this five-minute module designed for use on a mobile device, users will learn about email security and how to mitigate the risks of data breaches caused by accidental human errors and cyberthreats.

Your employees will learn:

- **Essential techniques for protecting sensitive information**
- **Maintaining professional communication standards**

Tabletop Exercise Asset - Unmasking Phishing and Whaling Attacks

This tabletop exercise equips employees to identify and respond to sophisticated phishing and whaling attacks. Participants analyze a simulated CEO fraud email to differentiate between AI-generated false trust indicators and true behavioral warning signs. Designed for all employee levels to practice applying critical thinking and your organization's official procedures.

Two Downloadable Assets

- **Spot the Phish: Phishing for Bad Links -** Poster-style asset reminding users of what makes a risky URL
- **Spot the Phish: Verify That Message! -** Infographic-style asset exploring the importance of being able to determine where an email or other message has come from

Sharing the Content

Here's some sample email text from specialist Ghost to use when sharing the training module for this week:

Suggested Subject Line:
[MISSION WEEK 1] Securing Against the Scam

knowbe4

Securing Against the Scam

GHOST

2026 CYBERSECURITY AWARENESS MONTH | MISSION WEEK 1

Good morning agents,

Specialist codename **Ghost** reporting.

A single accidental error in an email can breach our entire perimeter. This week, we are hardening our standards to ensure sensitive data stays within the Division.

THE MISSION:
Complete the "Scam Alert: Secure Your Email" mobile briefing. Master the techniques used by elite operatives to protect our sensitive intel against both scams and human error.

You'll learn:

- **Essential techniques for protecting sensitive information**
- **Maintaining professional communication standards**

Be on the lookout for an email with instructions on how to access this content from our learning console.

If you have any questions, send a communique to **[insert contact person]**.

Stay safe out there. Look out for additional briefings this month.

Ghost out.

WEEK 2

AI And Deepfakes

Delve into the seedy underbelly of AI to teach users how bad actors use generative tools to create perfect clones and scripts. Your agents must rely on their most valuable asset, their critical thinking skills, to verify what's real.

Here's a summary of the assets for this week:

Interactive Training Module - Deepfakes, Scams and Disinformation

This 10-minute module training module explains the basics of deepfakes, uses examples to raise awareness of the associated dangers and shows how you can protect yourself against them. Users are given a short quiz to test their knowledge.

Your employees will learn:

- **How and why deepfakes have become so prevalent**
- **What to look for to tell deepfakes from real videos**
- **The dangers of disinformation**

Training Module - Protecting Intellectual Property

This 10-minute training module, available from the KnowBe4 Compliance Plus library, explains the importance of intellectual property, or IP.

Your employees will learn:

- **What IP is and why it is so valuable**
- **How to protect IP from theft, infringement and accidental exposure, including via use by AI**

Tabletop Exercise Asset - The AI Prompt Challenge

This tabletop exercise equips employees to identify the risks of using unsafe prompts in the workplace. Participants will analyze AI prompts to select which ones are safe and which ones put private data at risk. Designed for all employee levels to practice critical thinking and following their organization's policies.

Two Downloadable Assets/Digital Signage

- **Artificial Intelligence Awareness -** Poster-style asset that reminds users to stay vigilant while using AI-powered tools
- **Deepfakes: A New Challenge for the Digital World -** Brief PDF guide to deepfakes explaining what they are, how they're made and how to detect them

Sharing the Content

Here's some sample email text from specialist Gadget to use when sharing our suggested featured asset for this week: the **Deepfakes, Scams and Disinformation** module.

Suggested Subject Line:
[MISSION WEEK 2] Seeing Through the Deepfake

knowbe4

Seeing Through the Deepfake



2026 CYBERSECURITY AWARENESS MONTH | MISSION WEEK 2

Good morning agents,

Specialist **Gadget** reporting in.

It rusts my toolkit to see leaps in AI tech used for evil. Bad actors are using the latest in AI voice cloning and video deepfakes to impersonate leadership and colleagues. Anyone they can duplicate that will get them the access and data they need to complete their own nefarious missions is fair game.

THE MISSION:
Complete the "Deepfakes, Scams and Disinformation " training module. This asset uses real-world examples to raise awareness of the dangers associated with deepfakes and misinformation and shows how you can protect yourself against them.

If you aren't looking for the red flags, you'll believe your own eyes and ears.

You'll learn:

- **How and why deepfakes have become so prevalent**
- **What to look for to tell deepfakes from real videos**
- **The dangers of disinformation**

Be on the lookout for an email with instructions on how to access this content from our learning console. If you have any questions, contact **[insert contact person]**.

Keep your tools sharp and your mind sharper. Look for additional briefings this month.

Gadget signing off.

WEEK 3

Data Security And Passwords

Sensitive data is currency in the modern world; and bad actors are willing to do anything to get it. Make sure your agents know the value of what they protect and what's at stake if it gets out. This week focuses on using password managers and MFA to ensure that even if an agent is compromised, the agency's data stays encrypted.

Here's a summary of the assets for this week:

Interactive Training Module: Double Trouble Trivia: Password Security Game

In this interactive trivia game, users learn all password security in a Jeopardy-style quiz format. Users compete against a computer-controlled component; the most points wins!

Your employees will learn:

- **Good password hygiene**
- **Methods for creating secure passwords**
- **Tips for securing passwords at work**

Tabletop Exercise Asset - The Password Guessing Game

This tabletop exercise gives employees a simulated role as a hacker to experience cracking weak passwords. Participants will examine social media posts and try to guess their owners' passwords only from the information shared online.
This exercise demonstrates how the combination of oversharing online and having weak password practices makes it easier for bad actors to brute-force their way into accounts.

Two Downloadable Assets/Digital Signage

- **The First Rule of Passwords –** Poster-style reminder for users not to share passwords
- **Multi-Factor Authentication Explained –** Brief guide asset summarizing the basics and importance of multi-factor authentication

Sharing the Content

Here's some sample email text from specialist Lock and Key to use when sharing the training module for this week:

Suggested Subject Line:
[MISSION WEEK 3] **Securing the Vault**

knowbe4

Securing the Vault

LOCK N KEY

2026 CYBERSECURITY AWARENESS MONTH | **MISSION WEEK 3**

Good morning agents,

Specialist **Lock and Key** checking in from... well, that's under lock and key.

A secret is only as safe as its lock. We're going back to basics with proper password protocol. This week we've got a high-stakes simulation to test your knowledge of password best practices. Score enough points to outsmart your computer-controlled opponent. Every question you get wrong doubles your opponent's score.

THE MISSION:

Win the "Double Trouble Trivia" game! This contest will help you brush up on:

- **Good password hygiene**
- **Methods for creating secure passwords**
- **Tips for securing passwords at work**

Be on the lookout for an email with instructions on how to access this content from our learning console.If you have any questions, contact **[insert contact person]**.

If you have any questions, send an encrypted communication to **[insert contact person]**.

As my favorite wizard says: Keep it secret. Keep it safe.

LK

WEEK 4

Incident Reporting

In the Workforce Risk Division, keeping ears to the ground is a vital part of an operation. No agent can get through any mission alone, so it's crucial your agents know the importance of telling the team when something doesn't seem quite right. This week ensures every agent knows exactly how to signal for backup when they see something suspicious.

Here's a summary of the assets for this week:

Video Module - Reporting Incidents Immediately

This one-minute video module provides a refresher of the importance of immediately reporting security incidents.

Your employees will learn:

- **What makes an reportable incident**
- **Why incidents should be reported immediately**

Game - Pursuit of Privacy

This 15-minute interactive game will improve your users' understanding of international data privacy laws through a challenging, globe-trotting adventure that will sharpen their compliance knowledge.

Your employees will learn:

- **The importance of data privacy regulations**
- **Different regional and international approaches to data privacy**

Tabletop Exercise Asset - Incident Response

This comprehensive incident response lesson plan guides corporate employees through tabletop exercises simulating security crises. The practice accommodates participants of any technical level, focusing on role identification, decision-making and team coordination. Activities include prioritizing response checklists and conducting realistic scenario simulations with complications. Participants will learn established incident response procedures, cross-functional communication, and adaptability during security incidents through practical exercises and structured debriefing sessions.

Two Downloadable Assets/Digital Signage

- **Reporting Strange Incidents -** Poster style asset reminding users to report anything suspicious in a timely manner
- **Following Policy and Reporting Incidents -** Infographic-style asset exploring the importance of incident reporting with real-life scenarios



Sharing the Content

Here's some sample email text from specialist Scout to use when sharing the audiocast and game module this week:

Suggested Subject Line:
[MISSION WEEK 4] Keeping the Team Informed

knowbe4

Keeping the Team Informed

2026 CYBERSECURITY AWARENESS MONTH | MISSION WEEK 4

Good morning agents,

Scout reporting in with a final sit-rep and briefing.

Our missions only succeed if the WRD knows what's happening on the ground and in the wild.

Reporting incidents isn't snitching. It's passing along vital intel so our teams can secure the perimeter and keep bad actors at bay.

Your fourth and final briefing is two-fold:

THE MISSION:

Watch: "Reporting Incidents Immediately." Remember why incident reporting is so important.

Play: "The Pursuit of Privacy." Travel the world (virtually) and test your knowledge of global data privacy practices to learn more about what's at stake when it comes to potential breach incidents.

Be on the lookout for an email with instructions on how to access this content from our learning console.

If you have any questions, ping **[insert contact person]**.

Scout signing off on behalf of the whole WRD team.

MISSION DEBRIEF:

Keeping Workforce Risk Top-of-Mind

The leadership team at the WRD expects that this mission dossier and provided assets have helped you equip your people with the skills and tools needed to turn away cyberthreats of all types.

Establishing and maintaining a strong security culture is an ongoing mission. Real behavior change for the better means a strategy that turns your largest attack surface— your workforce — into your biggest asset, thereby reducing workforce risk.

Think of these assets as a complement to a comprehensive approach to security awareness and training. If you're interested in how KnowBe4 can help you continue to build out your security awareness training program further, please contact your Customer Success Manager. They are ready to help.

For more assets and intel for you and your users throughout Cybersecurity Awareness Month be sure to follow and mention @KnowBe4 on social media. Use the hashtag #CyberAware to stay in the loop throughout Cybersecurity Awareness Month.

knowbe4